

DESCRIPTION

The H1499RTAT is a small aperture Non-IC AIR-TITE™ remodel housing for providing accent and task lighting. The H1499RTAT is designed for use in non-insulated existing ceilings. Non-IC Housing is AIR-TITE™ but insulation must be kept 3 inches away from all sides of housing. For installation from below the ceiling.

Catalog #	Type
Project	
Comments	
Prepared by	Date

SPECIFICATION FEATURES

Housing

Formed of CRS with powder coat finish.

Remodel Clips

Four remodel clips secure housing and accommodates 1/2" and 5/8" ceiling materials.

Junction Box

- Seven 1/2" trade size conduit knockouts with true pry-out slots.
- Four pryouts with integral strain relief for non-metallic sheathed cable

"Quick Connect" Connectors

Three quick connect wiring connectors included.

Socket

GU 5.3 socket with reflector for bi-pin 12V MR16 lamps.

Transformer

Integral 120V magnetic transformer steps line voltage down to lamp operating voltage.

Support Spring

Support spring helps support weight of junction box and transformer. Automatically adjusts for different ceiling materials.

Thermal Protector

Thermal protector deactivates fixture if overheating occurs due to improper lamping or misapplied insulation.

Labels

- UL/cUL Listed 1598 Luminaire
- UL/cUL Damp Location Listed
- UL/cUL Listed for Wet Location, covered ceiling - with select trims
- Certified Under ASTM-E283 for air tight construction



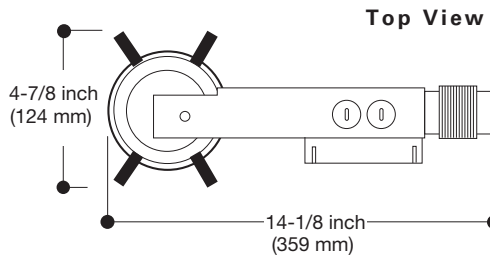
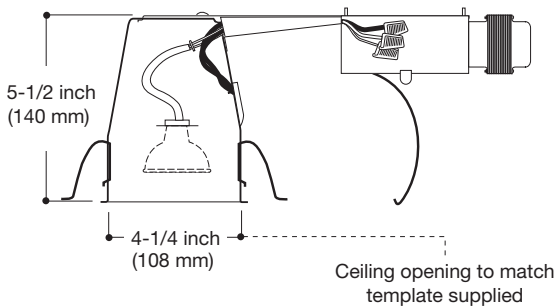
H1499RTAT

4" Non-Insulated Ceiling AIR-TITE™ Low Voltage Recessed Remodel Housing

4" TRIMS

FOR USE IN NONINSULATED CEILINGS OR INSULATED CEILINGS BUT INSULATION MUST BE KEPT 3" FROM ALL SIDES OF FIXTURE

FOR USE IN EXISTING CEILINGS



TRIMS

ORDERING INFORMATION

SAMPLE NUMBER: H1499RTAT-1421W

Order housing and trims separately.

Housing

Trims

H1499RTAT= 4" Non-Insulated Ceiling
Low Voltage Small Aperture
AIR-TITE Remodel Housing

REFLECTORS



1421


Reflector Cone - 35° Tilt
50W 12V MR16
1421W=White Reflector with White Trim Ring
1421C=Specular Clear Reflector with White Trim Ring
1421AC=Antique Copper Reflector, Antique Copper Trim Ring
1421H=Haze Reflector with White Trim Ring
1421CG=Champagne Gold Reflector with White Trim Ring
1421RG=Residential Gold Reflector with White Trim Ring
1421MB=Specular Black Reflector with White Trim Ring
1421SN=Satin Nickel Reflector with Satin Nickel Trim Ring
1421TBZ=Tuscan Bronze Reflector with Tuscan Bronze Trim Ring
OD: 5-1/16" (129mm)

ADJUSTABLES



1420

Slot Aperture - 35° Tilt
(Slot - 1 3/8" X 2 1/8")
50W 12V MR16
1420P=White
1420AC=Antique Copper
1420SN=Satin Nickel
1420TBZ=Tuscan Bronze
OD: 5-1/16" (129mm)



1498

Eyeball - 30° Tilt
50W 12V MR16
1498P=White Eyeball, Black Baffle
1498AC=Antique Copper Eyeball, Black Baffle
1498PB=Polished Brass Eyeball, Black Baffle
1498W=White Eyeball, White Baffle
1498BC=Black Chrome Eyeball, Black Baffle
1498SN=Satin Nickel Eyeball, Black Baffle
1498TBZ=Tuscan Bronze Eyeball, Black Baffle
OD: 5-1/16" (129mm)



1497

Adjustable Mirror Trim - 90° Tilt
50W 12V MR16
1497P=White
OD: 5-1/16" (129mm)



1945

Metropolitan Ice Light
50W 12V MR16
1945=Clear Frosted
1945BLUE=Blue Frosted
OD: 5-5/16" (135mm)



1946

Metropolitan Deco
50W 12V MR16
1946PB=Polished Brass Accent with Green Tint Translucent Rings
1946BC=Black Chrome Accent with Green Tint Translucent Rings
OD: 5-5/8" (143mm)

BAFFLES



1419

1 7/8" Open with Baffle - 35° Tilt
50W 12V MR16
1419P=Black Baffle, White Trim Ring
1419AC=Black Baffle, Antique Copper Trim Ring
1419W=White Baffle, White Trim Ring
1419SN=Black Baffle, Satin Nickel Trim Ring
1421TBZ=Black Baffle, Tuscan Bronze Trim Ring
OD: 5-1/16" (129mm)



1495

Gimbal Adjustable - 30° Tilt
50W 12V MR16
1495P=Satin White
1495AC=Antique Copper
1495SN=Satin Nickel
1495TBZ=Tuscan Bronze
OD: 5-1/16" (129mm)

SHOWER LIGHT



1951

Regressed Lens Shower Light
50W 12V MR16
1951P=Shower Light, White Trim Ring, Specular Reflector
1951ACS=Shower Light, Antique Copper Trim Ring, Specular Reflector
1951SNS=Shower Light, Satin Nickel Trim Ring, Specular Reflector
1951TBZS=Shower Light, Tuscan Bronze Trim Ring, Specular Reflector
OD: 5-1/16" (129mm)



1493

Coilex® Baffle - 35° Tilt
50W 12V MR16
1493P=Black Baffle, White Trim Ring
1493AC=Black Baffle, Antique Copper Trim Ring
1493BC=Black Baffle, Black Chrome Trim Ring
1493PB=Black Baffle, Polished Brass Trim Ring
1493W=White Baffle, White Trim Ring
1493SN=Black Baffle, Satin Nickel Trim Ring
1493TBZ=Black Baffle, Tuscan Bronze Trim Ring
OD: 5-1/16" (129mm)



1496

Retractable Elbow Super Adjustable - 60° Tilt
50W 12V MR16
1496P=White Eyeball and Trim Ring
1496AC=Antique Copper Eyeball and Trim Ring
1496SN=Satin Nickel Eyeball and Trim Ring
1496TBZ=Tuscan Bronze Eyeball and Trim Ring
OD: 5-1/16" (129mm)



1453

Metal Baffle - 35° Tilt
50W 12V MR16
1453AC=Antique Copper Baffle, Antique Copper Trim Ring
1453SN=Satin Nickel Baffle, Satin Nickel Trim Ring
1453TBZ=Tuscan Bronze Baffle, Tuscan Bronze Trim Ring
OD: 5-1/16" (129mm)

Accessories

Mounting Accessories

Filters and Lenses

The following filters and lenses can be substituted for the cover glass supplied for use with MR16 lamps.

Color Filters

- L112=Red Gel Filter
- L114=Ultraviolet Dichroic Filter
- L120=Red Dichroic Filter
- L121=Amber Dichroic Filter
- L122=Yellow Dichroic Filter
- L123=Green Dichroic Filter
- L124=Daylight Blue Dichroic Filter
- L125=Blue Dichroic Filter
- L127=Cosmetic (2700°K) Dichroic Filter
- L121=Yellow Gel Filter
- L121=Amber Gel Filter

Optical Lenses

- L100N=Diffuse Sand Blasted Lens. Provides an even beam spread from MR16 lamps-especially useful in wall washing.
- L111=Soft Focus Lens. Smooths irregular beam pattern while maintaining high controlled illumination levels and beam angles.
- L113=Prismatic Spread Lens. Provides a symmetrical broadening of MR16 lamp beams.
- L115=Fans the MR16 beam to produce a wide rectangular illumination pattern.

Note: Specifications and Dimensions subject to change without notice.

Visit our web site at www.cooperlighting.com